

How to Cite:

Dr. Mahendra Pratap Gaur. (2019). Assessment of Socioeconomic Status Among Different State level Male team Game Players of Lucknow

International Journal of Economic Perspectives,13(1),17–23.

Retrieved from <https://ijeponline.org/index.php/journal/article>

Assessment of Socioeconomic Status among Different State level Male team Game Players of Lucknow

Dr. Mahendra Pratap Gaur, Associate Professor, D.A.V.P.G. College, Lucknow

ABSTRACT

The purpose of the present study was to assess the socioeconomic status among different State level male players of team game of Lucknow. For the present study 36 (basketball=12, handball=12 and volleyball=12) male players were randomly selected as the subjects for the study. The age of the subjects ranged between 17 - 25 years. The variables selected for the study were Socioeconomic Status (SES); basketball; hand ball and volley ball players respectively. Socioeconomic Status was assessed by using standardized questionnaire Socioeconomic Status Scale developed by Shankar Reddy Dudala (2012). Descriptive, one-way analysis of variance (ANOVA) test was used to analysed the data. Whereas the data was analysed with the help of SPSS (16.0 version) software and the level of significant was set at 0.05 level. The result of the study shows that there was a significant difference between basketball and handball players. Where as insignificant difference found between basketball and volleyball; volleyball and handball players respectively.

Keywords: - Socioeconomic Status, Basketball, Handball and Volleyball.

INTRODUCTION

Socioeconomic status depends on a combination of variables, such as an occupation, education, income, wealth, and place of residence. It has been recognized that socio-economic factors play a vital role in an individual's performance in sports. The Socio-economic status make-up of an individual plays an important role in their achievements in every field of life (**Kumar, and Krishna, 2013**)

How to Cite:

Dr. Mahendra Pratap Gaur. (2019). Assessment of Socioeconomic Status Among Different State level Male team Game Players of Lucknow

International Journal of Economic Perspectives,13(1),17–23.

Retrieved from <https://ijeponline.org/index.php/journal/article>

Socioeconomic status is an economic and sociological combined total measure of a person's work experience and of an individual's or family's economic and social position in relation to others, based on income, education and occupation. When analysing a family's Socioeconomic status, the household income, earners' education, and occupation are examined, as well as combined income, versus with an individual, when their own attributes are assessed (**Rathore, and Mishra, 2016**)

Statement of the problem

The statement of the problem was stated as to investigate the assessment of socioeconomic status among different male State level Team Game Players of Lucknow.

Hypothesis of the study

It was hypothesised that the higher socioeconomic status of State level Team Game Players would have positive effect on their performance.

Objectives of the study

- To find out the assessment of socioeconomic status among different male State level Team Game Players of Lucknow.

METHODOLOGY**Selection of Subjects**

For the present study 36 (basketball=12, handball=12 and volleyball=12) male State level team game players of Lucknow were randomly selected as the subjects for the study and the age ranged between 17 - 25 years.

Selection of Variables

The variables selected for the study was Socioeconomic Status; basketball; handball; and volleyball players respectively. Socioeconomic Status was assessed by using standardized questionnaire Socioeconomic Status Scale developed by **Shankar Reddy Dudala (2012)**.

How to Cite:

Dr. Mahendra Pratap Gaur. (2019). Assessment of Socioeconomic Status Among Different State level Male team Game Players of Lucknow

International Journal of Economic Perspectives,13(1),17–23.

Retrieved from <https://ijeponline.org/index.php/journal/article>

Criterion Measures

Variables	Questionnaire	Measuring Unit
Socioeconomic Status	Kuppuswamy's Socioeconomic Status Scale by Shankar Reddy Dudala	In counts

Selection of Questionnaire

Kuppuswamy's socioeconomic scale questionnaire (**Shankar Reddy Dudala, 2012**) was used to collect data for Socioeconomic Status of an individual.

Administration of Questionnaire

All the subjects were distributed Kuppuswamy's socioeconomic scale questionnaire (Shankar Reddy Dudala, 2012) and asked to answer without undue delay. In the Kuppuswamy's socioeconomic scale questionnaire (Shankar Reddy Dudala, 2012) there were three questions such as Education, Occupation and Monthly Family Income.

Kuppuswamy's Socioeconomic Status Scale

(A) Education Score		
1	Profession or Honours	7
2	Graduate or Post Graduate	6
3	Intermediate or Post High School Diploma	5
4	High School Certificate	4
5	Middle School Certificate	3
6	Primary School Certificate	2
7	Illiterate	1

(B) Occupation Score		
1	Profession	10
2	Semi-Profession	6
3	Clerical, Shop-Owner, Farmer	5
4	Skilled Worker	4
5	Semi-Skilled Worker	3
6	Unskilled Worker	2
7	Unemployed	1

(C) Monthly Family Income in Rs.		
1	32050	12
2	16020-32049	10
3	12020-16019	6
4	8010-12019	4
5	4810-8009	3
6	1601-4809	2
7	1600	1

Total Score	Socioeconomic Class
26-29	Upper (I)
16-25	Upper Middle (II)
11-15	Middle/Lower Middle (III)
5-10	Lower/Upper Lower (IV)
<5	Lower (V)

Norms

How to Cite:

Dr. Mahendra Pratap Gaur. (2019). Assessment of Socioeconomic Status Among Different State level Male team Game Players of Lucknow

International Journal of Economic Perspectives,13(1),17–23.

Retrieved from <https://ijeponline.org/index.php/journal/article>

Statistical Technique

To find out the significance difference among male State level team game players of Lucknow U.P. in comparison to socioeconomic status. The data were analysed by applying descriptive statistics, one-way analysis of variance (ANOVA) with the help of SPSS (16.0 version) software and the level of significant was set at 0.05.

RESULT AND FINDING OF THE STUDY

The scores were obtained by using socioeconomic status scale. All the individual scores were used to compare the socioeconomic status among different male State level team game players of Lucknow U.P.

Table - 1**Descriptive statistics of different male State level team game players with compare to socioeconomic status**

Variable	Games	N	Mean	Std. Deviation	Std. Error	Min.	Max.
Socioeconomic Status	Basketball	12	16.7500	3.25087	.93845	12.00	22.00
	Handball	12	12.8333	1.58592	.45782	10.00	15.00
	Volleyball	12	14.7500	5.01135	1.44665	8.00	28.00
	Total	36	14.7778	3.82556	.63759	8.00	28.00

Table - 2**Analysis of Variance (ANOVA) of the means of different male State level team game players with compare to socioeconomic status**

Mean			ANOVA Table					
Basketball	Handball	Volleyball	Sum of Variance	SS	df	MS	F	Sig.
16.7500	12.8333	14.7500	B	92.056	2	46.028	3.615*	.038
			W	420.167	33	12.732		

*Significant level at 0.05, B = between group variance, W = within group variance.

$$F_{0.05} (2, 33) = 3.27$$

Table – 2 shows that the analysis of variance (ANOVA) with socioeconomic status

How to Cite:

Dr. Mahendra Pratap Gaur. (2019). Assessment of Socioeconomic Status Among Different State level Male team Game Players of Lucknow

International Journal of Economic Perspectives,13(1),17–23.

Retrieved from <https://ijeponline.org/index.php/journal/article>

among different male State level team game players i.e. basketball, handball and volleyball found statistically significant. Therefore, it was observed that the obtained F-ratio 3.615 was found statistically significant in comparison with table value 3.27.

Fig. - 1

Graphical representation of the means of different male State level team game players with compare to socioeconomic status

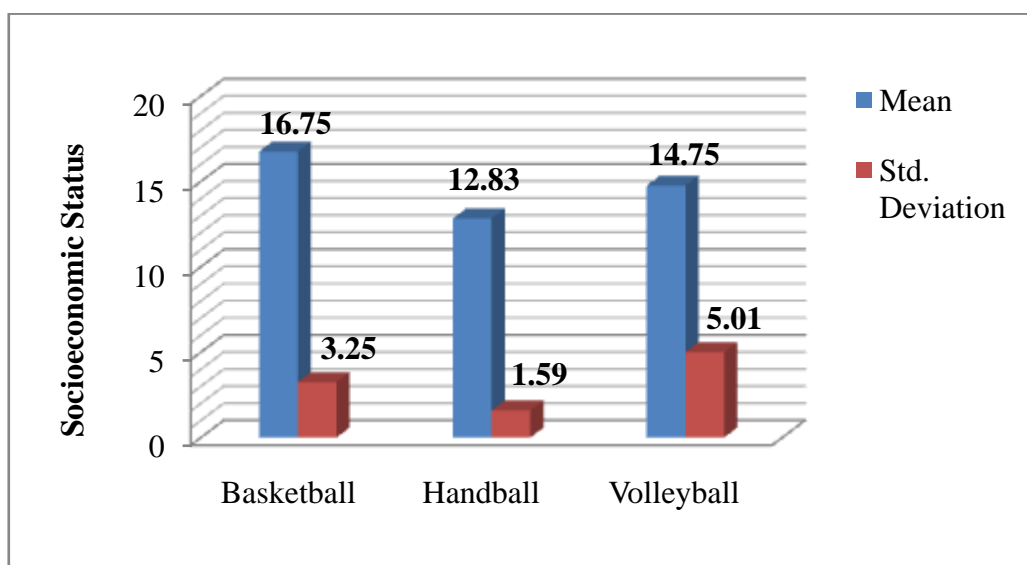


Table – 3

Post hoc comparison of the means of different male Statelevel team game players with compare to socioeconomic statususing LSD test

(I) Game	(J) Game	Mean Difference (I-J)	Std. Error	Sig.
Basketball	Handball	3.91667*	1.45673	.011
	Volleyball	2.00000	1.45673	.179
Handball	Basketball	-3.91667*	1.45673	.011
	Volleyball	-1.91667	1.45673	.197
Volleyball	Basketball	-2.00000	1.45673	.179
	Handball	1.91667	1.45673	.197

Table 3 shows that the significant difference exists among the means of different male State level team game players in compare with socioeconomic status. Post-hoc test (LSD) was applied to find out the degree and direction of difference between paired means among different male State level team game players.

How to Cite:


Dr. Mahendra Pratap Gaur. (2019). Assessment of Socioeconomic Status Among Different State level Male team Game Players of Lucknow

International Journal of Economic Perspectives,13(1),17–23.

Retrieved from <https://ijeponline.org/index.php/journal/article>

Fig. - 2

Graphical representation of the means of different male State level team game players with compare to socioeconomic status

Basketball	Handball	Volleyball
16.7500	12.8333	14.7500
		


“() ” represents significant difference between the means

Fig. 2 shows that the mean of basketball (16.7500) players significantly higher in comparison to the handball (12.8333) players and there was insignificantly comparison between the handball (12.8333) and volleyball (14.7500) players; volleyball (14.7500) and basketball (16.7500) players respectively.

Thus, it concludes that the socioeconomic status of the basketball and volley ball male university level team game players is higher in comparison to the players of handball players.

DISCUSSION OF THE STUDY

The finding of the study was supported by several researches by **Gundala, R., & Chava, K. V. (2010)** conducted a study on effect of lifestyle, education and socioeconomic status on periodontal health and concluded that there was a strong association of life style, education level and socioeconomic status. Another study supported by **Rathore, V. S., & Mishra, M. K. (2016)** have conducted a study on an association between socioeconomic status and lifestyle and concluded that there was significant relationship found between the socioeconomic status and lifestyle.

CONCLUSION OF THE STUDY

On the basis of finding the following conclusions have been made –

- The significant difference was found between basketball and handball players in comparison to socioeconomic status.
- The insignificant difference was found between basketball and volleyball players in comparison to socioeconomic status.
- The insignificant difference was found between volleyball and handball players in comparison to socioeconomic status.

How to Cite:

Dr. Mahendra Pratap Gaur. (2019). Assessment of Socioeconomic Status Among Different State level Male team Game Players of Lucknow

International Journal of Economic Perspectives,13(1),17–23.

Retrieved from <https://ijeponline.org/index.php/journal/article>

REFERENCE

- Gundala, R., & Chava, K.V. (2010). Effect of lifestyle, education and socioeconomic status on periodontal health. *Contemporary Clinical Dentistry*, 1(1), 23-26.
- Kumar, B. P. R., Dudala, S. R., & Rao, A. R. (2013). Kuppuswamy's Socio-Economic Status Scale – A revision of economic parameter for 2012. *International Journal of Research & Development of Health*, 1(1), 2-4.
- Kumar, G. G., & Krishna, Y. G. (2013). Socio Economic difference between team and individual game players. *International Journal of Health, Physical Education and Computer Science in Sports*, 12(1), 9-10.
- Rathore, V. S., & Mishra, M. K. (2016). An association between socioeconomic status and lifestyle. *Scientific Culture in Physical Education & Sports*, Twentyfirst Century Publications, Patiala (PB), 1438-1441.
- Roohafza, H. et. al. (2009). Association of socioeconomic status and life-style factors with coping strategies in Isfahan Healthy Heart Program, Iran. *Croat Med Journal*, 50(4), 380-386.